



DepositPartner User Administration



Welcome Kyle Kasbohm!

Today is 8/10/2020 at 3:52:34 PM! K_KASBOHM, your last login was on 8/10/2020 at 9:19:48 AM.

Johnson Financial Group is proud to have JFG Test Merchant as a DepositPartner customer. DepositPartner gives you the ability to conveniently deposit checks remotely, manage your remote check deposits and research those deposits anytime, anywhere, from any device.

You made your last deposit for \$0.00 on UNKNOWN at Unknown (Processed on UNKNOWN).

If you need additional assistance, please contact Treasury Management Customer Support at 1-888-769-3796 or by email at tmsupport@johnsonfinancialgroup.com.

Thank you!

Create Deposit

Location

Main ▾

Account

Checking***8398 ▾

Control Total

\$ 0.00

Create Tape

Create Deposit


From the homepage, you can access the Administration menu click clicking the **Administration** link in the upper left-hand corner of the page.

ing 0

Recent 0

	Tracking #	Status	Location	Account Name	Item Count	Deposit Total
	M000035054	Open	Main	Checking***8398 ⓘ	0	\$80.00
8/5/2020 3:37:10 pm	M000035072	Open	Main	Checking***8398 ⓘ	0	\$0.09
8/5/2020 3:38:46 pm	M000035082	Open	Main	Checking***8398 ⓘ	0	\$0.09
8/5/2020 5:13:35 pm	M000035246	Open	Main	Checking***8398 ⓘ	0	\$0.01
8/7/2020 2:33:48 pm	M000036907	Open	Main	Checking***8398 ⓘ	0	\$1.00
8/10/2020 9:03:36 am	M000037407	Open	Main	Checking***8398 ⓘ	0	\$0.09

Merchant Users



ATESTUSER
Test User
ATESTUSER1
Test
ATESTUSER2
Test User
ATESTUSER3
Test User
ATESTUSER4
Test User
ATESTUSER5
Test User
ATESTUSER6
Test User
ATESTUSER7
Test user
ATESTUSER8
Test User

User

Full Name
The full name is required and can not be the same as the user name.


Email


Timezone


Date Format


Time Format

Scanner

Phone Numbers 

Roles 

Locations 

Accounts 

Click the “+” sign to add a new user.

Merchant Users

Search User or Full Name	Filter Icon	Reset Icon
ATESTUSER		
Test User		
ATESTUSER1		
Test		
ATESTUSER2		
Test User		
ATESTUSER3		
Test User		
ATESTUSER4		
Test User		
ATESTUSER5		
Test User		
ATESTUSER6		
Test User		
ATESTUSER7		
Test user		
ATESTUSER8		
Test User		

Add a New User

User	DepositPartnerUser
Full Name	Deposit Partner User
Email	DepositPartnerUser@JohnsonFinancialGroup.com
Timezone	Central Daylight Time
Date Format	MM/DD/YYYY
Time Format	h:mm:ss tt
Scanner	Digital Check TS-240

Phone Numbers

Roles

Locations

Accounts

Fill in this section with the details of the new user being created.

From the **Scanner** drop down menu, select the **scanner model type** the new user will be using. If you select a network scanner, such as ml:Deal, the system updates the page with the Scanner Host field. You must also provide an IP address or hostname value for the network scanner in this field.

Merchant Users

Add in Phone Numbers, Roles, Locations, and Accounts by clicking the **Kabob menu** (...) menus on the right-hand side.

Roles: Select which roles this user should be given. A description of each role can be found on the role selection screen.

Locations: Select whichever location(s) the user will be based at.

Accounts: Select which account(s) the user should be able to access in DepositPartner.

Click **Save** when completed. The user will be emailed their username and password.

Please note, you can only assign the locations and accounts that have been assigned to you.

Add a New User

User: DepositPartnerUser

Full Name: Deposit Partner User

Email: DepositPartnerUser@JohnsonFinancialGroup.com

Timezone: Central Daylight Time

Date Format: MM/DD/YYYY

Time Format: h:mm:ss tt

Scanner: Digital Check TS-240

Phone Numbers

Roles

Locations

Accounts

Copyright © 2015-2019 FIS. All Rights Reserved. LR8 119

Cancel

Save

Merchant Users

Search User or Full Name



ATESTUSER

Test User

ATESTUSER1

Test

ATESTUSER2

Test User

ATESTUSER3

Test User

ATESTUSER4

Test User

ATESTUSER5

Test User

ATESTUSER6

Test User

ATESTUSER7

Test user

ATESTUSER8

Test User

User ATESTUSER8



Full Name Test User

Email testuser1@johnsonfinancialgroup.com

Timezone Central Daylight Time

Date Format M/D/YYYY

Time Format h:mm:ss tt

Scanner Select a Scanner

Phone Numbers

Roles

Locations

Accounts

On the left side of the screen, you will see a list of your users. You can use the **search or filter** options above the list to help search for specific users.

Click a user to edit that user on the right side of the screen (see next slide).

Copyright © 2015-2019 FIS. All Rights Reserved. LR8 119



Merchant Users

Search User or Full Name



ATESTUSER

Test User

ATESTUSER1

Test

ATESTUSER2

Test User

ATESTUSER3

Test User

ATESTUSER4

Test User

ATESTUSER5

Test User

ATESTUSER6

Test User

ATESTUSER7

Test user

ATESTUSER8

Test User

User ATESTUSER8 ✓

Full Name Test User

Email testuser1@johnsonfinancialgroup.com

Timezone Central Daylight Time ▾

Date Format M/D/YYYY ▾

Time Format h:mm:ss tt ▾

Scanner Select a Scanner ▾

Phone Numbers

Roles

Locations

Accounts ▾ ...

On the left side of the screen, you will see a list of your existing users.

Click a username to edit that user on the right side of the screen in the same manner as when you created a new user. Click **Save** at the bottom of the page when finished editing.

Copyright © 2015-2019 FIS. All Rights Reserved. LR8 119

Merchant Users

Search User or Full Name	Filter Icon	Reset Icon
ATESTUSER		
Test User		
ATESTUSER1		
Test		
ATESTUSER2		
Test User		
ATESTUSER3		
Test User		
ATESTUSER4		
Test User		
ATESTUSER5		
Test User		
ATESTUSER6		
Test User		
ATESTUSER7		
Test user		
ATESTUSER8		
Test User		

User: ATESTUSER8 ✓

Full Name: Test User

Email: testuser1@johnsonfinancialgroup.com

Timezone: Central Daylight Time

Date Format: M/D/YYYY

Time Format: h:mm:ss tt

Scanner: Select a Scanner

Phone Numbers

Roles

Locations

Accounts



- Disable User
- Reset Questions
- Reset Password
- Delete User

To delete or disable (or enable) a user, or to reset a password or security questions, **select the user** from the list of users. Then, **click the Kabob menu** in the upper right. Select the option you would like to complete and, if prompted, confirm on the pop-up message.

Additional Resources and Support

- For additional resources, including “how-to” guides, please visit our online Client Resources page at:
 - » <https://www.johnsonfinancialgroup.com/client-resources>
- If further support is needed, please call our Treasury Management Support Center at 888.769.3796 or by email at tmsupport@johnsonfinancialgroup.com.

