



Updating Password & Secure Access Code Phone Numbers

Click an account tile to view details and transaction history.

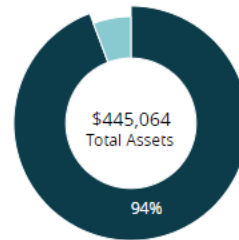
- Home
- Message Center
- Transactions
- Cash Management
- Transfers
- Locations
- Account Services
- Help
- Settings**
 - Home Page Preferences
 - Account Preferences
 - Security Preferences**
 - Alerts
 - Mobile Authorizations
 - Address Change
 - Statement Delivery
 - User Roles
 - Users
 - Accessibility
- Log Off

Home

ACCOUNTS

JB Commercial Test Line 352201 Current Balance \$0.00	CM Term Loan 352202 Current Balance \$0.00
CM - Test Business **2630 Available Balance \$419,564.40 Current Balance \$419,564.40	CM Test - Commercial **2687 Available Balance \$25,500.00 Current Balance \$25,500.00

ASSET SUMMARY



CM - Test Business ****2630	94.27%
Available Balance	\$419,564.40
Current Balance	\$419,564.40
View Transactions	

< Previous

Next >

Transfer Money Now

If you need to update your password or your Secure Access telephone numbers, click on **Security Preferences** under the **Settings** menu.

Home

Message Center 159

Transactions

Cash Management

Transfers

Locations

Reports

Account Services

Help

Settings

Home Page Preferences

Account Preferences

Security Preferences

Alerts

User Roles

Company Policy

Users

Accessibility

Log Off

Security Preferences

Change Password

Secure Delivery

Select **Change Password** to update your AccessJFG Password.

- Home
- Message Center ¹⁵³
- Transactions
- Cash Management
- Transfers
- Locations
- Reports
- Account Services
- Help
- Settings
- Home Page Preferences
- Account Preferences
- Security Preferences**
- Alerts
- User Roles
- Company Policy
- Users
- Accessibility
- Log Off

[Back to Security Preferences](#)

Change Password

All fields below are required

Password Requirements:

- Must be between 8 and 99 characters
- Must contain at least 1 number
- Password must contain a minimum of 1 lower case characters.
- Password must contain a minimum of 1 upper case characters.
- Password must contain a minimum of 1 special characters.
- Password may not be the same as last 12 passwords.
- May not be the same as current password

Current Password

New Password

Confirm New Password

Change Password

Enter your Current Password.
Then Create a New Password and
Confirm your New Password.
Password requirements can be
seen at the top of the page.

Click **Change Password** when
completed.

- Home
- Message Center ¹⁵⁹
- Transactions
- Cash Management
- Transfers
- Locations
- Reports
- Account Services
- Help
- Settings
- Home Page Preferences
- Account Preferences
- Security Preferences**
- Alerts
- User Roles
- Company Policy
- Users
- Accessibility
- Log Off

Security Preferences

Change Password

Secure Delivery

Select **Secure Delivery** to update your Secure Access Code phone numbers.







- Home
- Message Center
- Transactions
- Cash Management

[Back to Security Preferences](#)



Secure Delivery Contact Information

To update your contact information for Secure Access Code delivery, enter your preferred SMS and Voice numbers.

Voice Number

-2132	 
-2655	 
-6373	 

SMS Text Number

-6373	 
-------	---

[+ Add Contact](#)[New Voice](#)[New Text](#)

Add a new contact number by clicking **+Add Contact** and then select **New Text** or **New Voice**. Save those new numbers by clicking the **check mark**.

You can edit or delete existing numbers by clicking the pencil or trash can icons respectively.

If you are adding a mobile phone number, we suggest you add it for both Voice and Text.

Add SMS/Text



You're adding a number to receive a secure access code via text.

Country

United States



SMS Text Number

SMS Terms and Conditions

☐

By clicking this box you agree that you have read and accepted the corresponding SMS Terms and Conditions.

Cancel

Save

Enter your phone information on the screen that appears. If you are adding a SMS/Text option, you will need to review and agree to the SMS Terms and Conditions.

Click **Save** when finished.



Secure Access Code Required

A secure access code is required to authorize this transaction. Please select your delivery method to receive your secure access code:

Voice Number: (XXX) XXX-2132


Voice Number: (XXX) XXX-2655

Voice Number: (XXX) XXX-6373

SMS Text Number: (XXX) XXX-6373

Cancel

In order to add/edit a Secure Access Code, you must complete a text or voice Secure Access Code to one of the phone numbers already on file for your user profile. Select your preferred contact method and complete the Secure Access Code.



Enter your Secure Access Code

Enter the code that has been sent via sms text number to (XXX) XXX-6373.

Enter code

Back

Verify

Enter the Secure Access Code that is provided to you and click **Verify**.

You will be returned to the previous screen confirming your phone number has been added.

Additional Resources and Support

- For additional resources, including “how-to” guides, please visit our online Client Resources page at:
 - » <https://www.johnsonfinancialgroup.com/client-resources>
- If further support is needed, please call our Treasury Management Support Center at 888.769.3796 or by email at tmsupport@johnsonfinancialgroup.com.

